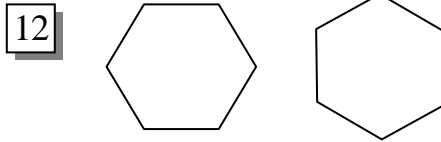
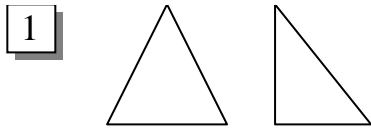


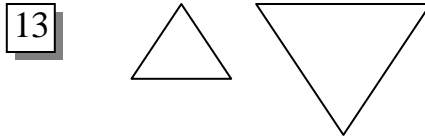
Name: \_\_\_\_\_

Non-Example



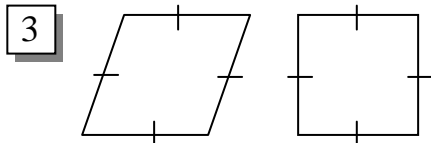
Example

Example



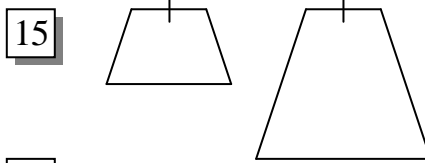
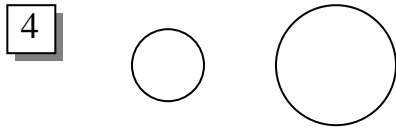
Example

Non-Example




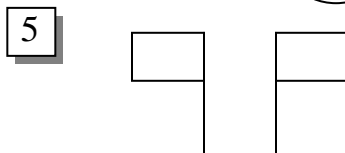
Non-Example

Example



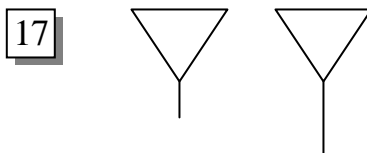
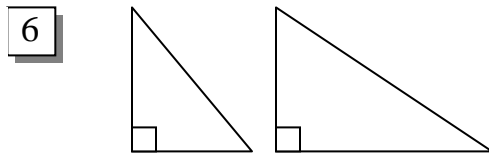
Non-Example

Example



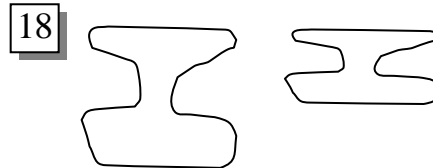
Non-Example

Teachable Moment



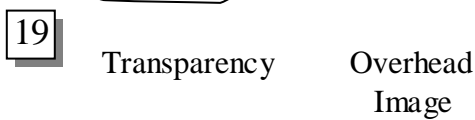
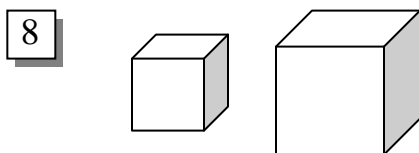
Non-Example

Example



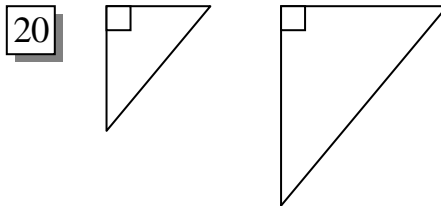
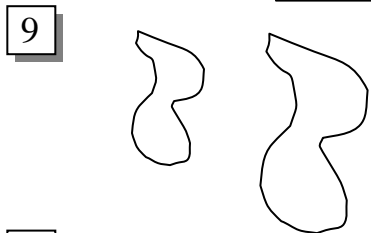
Non-Example

Example



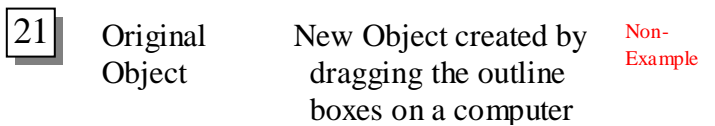
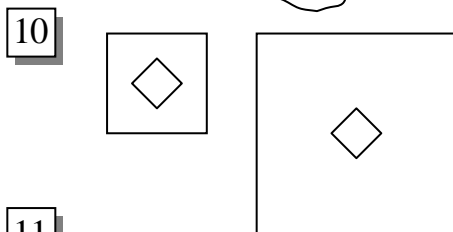
Example

Example



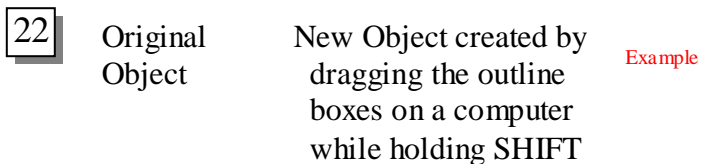

Example

Non-Example



Non-Example

Example



Example

What is the Relationship? \_\_\_\_\_

**Similarity [construct-a-concept] (handout) Explanations**

1. Non-example: corresponding angles are not congruent
2. Example: all squares are similar
3. Non-example: corresponding angles are not congruent even though sides are congruent
4. Example: all circles are similar
5. Example: all reflections are similar; notice which parts are corresponding parts
6. Teachable Moment: meant to be a non-example, but if the top angle of the first triangle corresponds to the lower angle on the second triangle, it may be similar; allow students to ask for information and provide measurements and labels that can make it an example or non-example
7. Example: imagine standing on a bridge looking at the city, then taking a photograph from the same spot; the picture is just a smaller version of the larger object
8. Example: all cubes are similar; ask about dice from a board game, and a child's building block, or see if the students can provide an example of a large cube
9. Example: the figures are similar due to proportions; draw lines up and down and across, point out that even though there are no true "side" like a regular polygon, there are tangent lines (allude to calculus)
10. Non-example: the figure as a whole is not similar, despite the individual figures being similar
11. Example: corresponding sides are proportional, corresponding angles are equal; basis for all architectural drawings is the idea of similarity
12. Example: all rotations create similar figures; notice which parts are corresponding parts
13. Example: this is a rotation and a dilation, both of which create similar figures; notice which parts are corresponding parts
14. Non-example: baseline is not the same proportion as sides
15. Non-example: all angles are congruent and so is the top side, the remaining sides are proportional; not all sides are in the same proportion
16. Non-example: "At my house the diameters of the rolls are equal, but the lengths are not" so the corresponding sides have different proportions; ask students to see if they have anything "similar to toilet paper in their house, other than Kleenex" ;-)
17. Non-example: corresponding sides are not in the same proportions
18. Non-example: length of figure is congruent, yet width is not
19. Example: proportional sides and congruent angles; same argument as #7
20. Example: use in conjunction with #6 to show that not all right triangles are congruent
21. Non-example: unless you are very careful, chances are you will get a non-similar figure
22. Example: this guarantees you a similar object every time